



Bayshore Elementary 2nd grade Outreach Learning

April 6– April 10, 2020

Hello 2nd Grade families! Please don't feel like you must complete everything on a certain timeline. Lessons were designed for the week. Your child can complete the assignments throughout the week, at your pace and on your schedule. All assignments will be due the following Monday. If you have any questions or concerns, please reach out to us.

We hope this finds you all safe and well! First, let us extend a huge thank you for all your patience as we navigate through these uncharted territories. We appreciate your support as we develop and implement this new online learning. Below we will outline some information that will hopefully help you and your child be successful in their learning in the next week. Tell them all that we miss them and give them a big "air" hug from us!

In order to login to HMH, Clever, Pearson, or Stemscopes please use the following login information:

Login: lastname.firstname (for example skywalker.luke)

Password: lpunchnumber (for example: lp123456)

If your child receives Special Education, Section 504, or Dyslexia services, services will be addressed weekly by your child's teacher via email.

If there are any questions, please feel free to email your child's teacher at:

Mrs. Dixon dixonc@lpisd.org

12pm-2:30pm and 6-8pm

Mrs. Horak horakt@lpisd.org

9:30am – 4pm and 7-7:30

Ms. Koslowski koslowskit@lpisd.org

8:00-12pm and 2pm-6pm

Mrs. Reinecke reinecket@lpisd.org

10am-12pm, 3-4:30pm, and 7-8:30pm

Mrs. Schilling schillinga@lpisd.org

9:30am –11am, 1:30-4, and 7-7:30

Grades

Assignments for the week of April 6 – April 10, 2020 are due on Monday, April 13, 2020 by 8:00 a.m.

Reading/Language Arts

HMH: Into Reading/¡Arriba la Lectura! Module 9 Week 3

Objective(s): 2.9D

ELPS: 4D, 4F

Weekly Activities: Log onto lpsd.org, Click students, scroll down to online textbooks, Click on HMH Ed. Enter username and password.

Click the assignment tab.

Monday: Listen to Mrs. Horak's lesson and read aloud.

<https://youtu.be/0IW2nhAhmKw>

Read Out of the Woods: An Unforgettable True Story

Complete writing assignment: Why was the top floor Antonio's favorite?
(writing grade)

Tuesday: Read Abuela and the Three Bears.

Wednesday: Reread Abuela and the Three Bears. Take the online assessment quiz (grade)

Each student will read their leveled reader located under assignment tab and take quiz (grade).

****OPTIONAL WORK****

Phonics: I can blend and decode words

EXAMPLE: handle, bubble, raffle, twinkle, trample, dazzle, bottle, simple, juggle, gobble

- Activity suggestions-
 - Go on a scavenger hunt and find words from the list you can find.
 - Write a story and see how many words from the list you can use, send it to your teacher!
 - draw a picture for as many words as you can

Spelling: I can spell words with soft /g/ sounds

WORDS: bridge, stage, huge, judge, cage, pledge, badge, fudge, dodge, edge,

Mathematics

[Pearson enVision Mathematics \(English/Español\)](#)

Objective(s): 2.6 A

ELPS:

Weekly Activities:

Envision Lesson 9-1 "Visual Learning", "Another Look", and "Quick Check"
Find or create an array, take a picture and share with your teacher

Log in to Pearson under the Student tab on the LPISD website. Students will go to "Online Textbooks" and select "Pearson". Please use the log in information above to obtain access.

1. Login to Pearson and watch the Lesson 9-1 "Visual Learning" and "Another Look" video.
2. Complete the Lesson 9-1 "Quick Check" (grade).
3. Find, or create, an array, write the equation for it, take a picture and send it to your teacher.

For example, a bag of buns. There are 2 layers of 4 buns each.

Write:

2 groups of 4 each

$$4 + 4 = 8$$

$$2 \times 4 = 8$$

Or a carton of eggs has 2 rows of 6 eggs.

Write:

2 rows of 6 each

$$6 + 6 = 12$$

$$2 \times 6 = 12$$

Assessment(s): Lesson 9-1 "Quick Check" and array picture WITH equations (these will be our 2 grades for math for this week)

Science

Objective: I will explain how an ecosystem and climate impact the behaviours of living things.

TEKS 2.2D, 2.2F, 2.9B Basic Needs

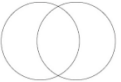

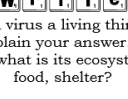


ELPS: c.1C, C.5B

Weekly Activities:

Please have your child complete 2 activities from the menu for the week of April 6th-10th. Please complete at your convenience. All assignments are due by 8:00 AM on Monday, April 13th.

Science Menu Board

Each week you will choose 2 different activities to complete and turn in for a grade. Take a photo of your work and send it in via Class Dojo or email. This menu will be used for the week of 4/6 and 4/13. You will eventually complete 4 of these activities.

| | | | |
|---|--|--|--|
| Vocabulary Write the meaning (definition) of the following words in complete sentences. <ul style="list-style-type: none"> Growth Behavior Ecosystems Dormancy Environment Hibernation | Compare and Contrast Compare and contrast living and nonliving things. Example: A bear and a teddy bear. You can use a Venn diagram to organize your work.  | CREATE Create a 4 framed comic strip showing how a bear, rabbit or squirrel behaves in each of the 4 seasons.  | Write Is a virus a living thing? Explain your answer. If so, what is its ecosystem, food, shelter?  |
| CREATE Create a "HELP WANTED" ad for a botanist, entomologist, or zoologist. Explain what the job is, where will they be working, and what kind of education is required. | Vocabulary Poster Create a poster to illustrate and define the following words. <ul style="list-style-type: none"> Growth Behavior Ecosystems Dormancy Environment Hibernation | PHOTOGRAPH Take a photo of an animal in its ecosystem. Write about the animal. Explain what its needs are: food, shelter, etc. Describe the ecosystem it lives in. How does this ecosystem meet the needs of the animal?  | Compare and Contrast Compare and contrast how a tree and a frog hibernate. What changes do the organisms go through during the hibernation process? How are they similar? How are they different?  |
| CREATE Draw a scene to show how temperature or precipitation affects the growth of a seed or plant. | Read and Respond https://www.texasgateway.org/resource/living-organisms Read Who lives at the lake? What animals make their home there? What do these animals need to survive? How do they meet their needs in this environment, or habitat? Could they survive in a different environment? | Collect Collect leaves from 5 different plants. Identify and label them. Photograph your collection. | CREATE Create a poster to explain what basic needs of plant or animals. Include illustrations and labels. |



***Assessment: After your child has completed two of the activities from the Menu please take a photo of them and email it or send it by Class Dojo to your child's teacher. These assignments are for a grade.**

Social Studies

Studies Weekly (English/Español)

Objective(s): We will: Learn why people form governments.

TEKS: 2.12A, 2.12B, 2.12D

I will define the responsibilities of local government officials and




The responsibilities of citizens.

ELPS: 1D,2C



Social Studies Menu Board

Each week you will choose 2 different activities to complete and turn in for a grade. Take a photo of your work and send it via Class Dojo or email it. This menu will be used for the week of 4/6 and 4/13. You will eventually complete 4 of these activities.

| | | | |
|--|--|--|---|
| VOCABULARY Write the meaning (definition) of the following words in complete sentences. <ul style="list-style-type: none"> Governor Mayor Citizens Responsible Rights Volunteer | Compare and Contrast Compare and contrast the job of a Mayor and a Governor. You can use a Venn diagram to organize your work.  | CREATE Create a comic strip showing the steps on how to wash your hands properly.  | Write Write about what citizens can do to help stop the spread of germs and viruses. Try to use some of the vocabulary words in your writing. |
| CREATE Create a Trading Card for the Mayor of La Porte and the Governor of Texas. Include a drawing of them, their name, birthday, where they were born and how long have they been mayor or governor. | VOCABULARY POSTER Create a poster to illustrate and define the following words. <ul style="list-style-type: none"> Governor Mayor Citizens Responsible Rights Volunteer | Photograph Take a photo of the fire station, police station or City Hall nearest you. Write who works there and what are the responsibilities of their job. | Compare and Contrast Compare and contrast how has our community changed since February? Compare and contrast our community for the months of February and March. How have community rules changed? Daily life, etc...  |
| Photograph Take a photo of an election poster or sign. Write about what an election is? What does it mean to VOTE ? How old do you have to be to vote in the United States? | Social Studies Weekly #22 Read Social Studies Weekly #22 and write 5 interesting facts that you learned from it. | Write Write a "Thank You" letter to a police officer, firefighter, nurse or doctor for all the work they do to keep us safe. | CREATE Create a poster to explain what "social distancing" looks like. Example: To stand at least 6 feet apart from each other. |

Weekly Activities:

Please have your child complete 2 activities from the menu for the week of April 6th-10th. Please complete at your convenience. All assignments are due by 8:00 AM on Monday, April 13th.

Studies Weekly 22: Please have your child log into Clever and click on Studies weekly. This can be done at the student portal link below. Studies Weekly is on the Clever platform.

<https://www.lpsd.org/student-portal-clone>

Then click on Social Studies weekly 2nd Grade

Next, click **Week 22**

Article: Read the article for each bullet.



Content Videos: Scroll down after you have completed the article, click on Content Videos there are several videos for your child to watch about our government.

***Assessment: After your child has completed two of the activities from the Menu please take a photo of them and email it or send it by Class Dojo to your child's teacher. These assignments are for a grade.**